



Adventure Camp

Adventure Camp History

Year	Theme
1985	Scoutings 75th Anniversary
1986	Huck Finn
1987	King Arthur
1988	Olympics
1989	Space
1990	49'ers
1991	Medieval
1992	Tall Tales
1993	Space
1994	Knights of the Round Table
1995	Never Land (Pirates)
1996	Wild West
1997	Adventures in Space (Space)
1998	Knights of the Roundtable
1999	Treasure Island (Pirates)
2000	Indiana Jones the Adventure Continues...
2001	Mission 2001 (Space)
2002	Ranches of the West (Western)
2003	Adventures on the High Sea (Treasure Island)
2004	Knights of the Longtable (Medieval Adventures)
2005	75 Years on the Adventure Trail (Cub Scout 75th Anniversary)
2006	Space: Mission 2006 "GO Flight"
2007	Wild! Wild! West
2008	Dead Men Tell No Tales (Pirates)
2009	25 Years of Magic (Medieval Adventure)
2010	B.S.A Jones
2011	Space
2012	<i>The Adventure will Continue...</i>

Webelos Adventure Camp Challenge!

Webelos Adventure Camp Camp Royaneh



Leader's Guide San Francisco Bay Area Council Boy Scouts of America



Adventure Camp

General Information

About Camp Royaneh

Camp Royaneh was founded in 1925 by Raymond O. Hansen to provide a safe, yet exciting, experience for Scouts from San Francisco. In the time since its beginnings, it has welcomed over 110,000 Scouts and Scouters from all over the United States as well as Japan, England and other nations.

The camp's success is largely due to a tradition of excellence which has singled it out as one of the oldest and most widely attended Scout Camps West of the Mississippi.

Royaneh's greatest asset is its setting. With a wide variety of plant and animal life, ranging from deep redwood forests to lush meadows spotted with oaks, its natural beauty is certainly impressive. Add facilities and an experienced patient staff that enable Scouts to experience a wide variety of programs and you have a great summer for your Pack and Troop.

Camp Royaneh is located along the Austin Creek on what was once the Watson Ranch. Raymond O. Hansen, who was the first Camp Director, bought the property and moved the "San Francisco Scout Training Camp" from its site nearer the town of Cazadero to its present location in 1925 and named it Camp Royaneh. In the early years, Camp Royaneh was for scouts from the city of San Francisco only. Boys would sign up individually for camp and would take the ferry and a series of trains to the Watson and later Royaneh train station where every scout would hike up the hill to camp.

The Adventure Camp program moved from Rancho Los Mochos to Camp Royaneh in 1986. Since then it has become the standard for resident camps throughout the western region. Its continued success is owed to the hard work of Candi & Wayne Llano, Vince & Mary Gagliardi, Doug E. Olson, and many other volunteers. This small but dedicated group of Cub Scouters continues to develop and build the Adventure Camp program to its present level.

You will find that Camp Royaneh is a place where a tradition of excellence has been maintained for more than 81 years. From its early founders to its dedicated staff, Camp Royaneh has been home to countless scouts and scouters.



Leader's Guide

boys have worked and prepared all week to do their best in showmanship.

NOTE: All visitors must register with the camp office and sign out after the campfire closes. Visitors are not allowed to stay in camp. Thank you for your cooperation!

- Q. Will there be an opportunity for the Scouts to earn the Shooting Sports Archery and BB-Gun belt loops and pins?
- A. The standard rotation program will offer each Scout the opportunity to earn the Shooting Sports Archery and BB-Gun belt loops. The belt loops will be available for purchase in the Camp Trading Post **ONLY** by the unit leadership. **NOTE:** The belt loops can only be purchased at camp and not at the SFBAC Scout store, even if you have a completion card.

In addition to the belt loop program the Scouts may have the opportunity to work on and earn the Archery or BB-Gun Shooting Sports pins. This will require the Scouts to spend additional time with the Shooting Sports Directors to put in the time required for completion. This also means the Scout may have to give up some of his free time, which is an excellent opportunity to demonstrate dedication and responsibility. The Shooting Sports pins will be awarded to the individual Scouts at Camp for a job well done.



Adventure Camp

Frequently Asked Questions:


- Q. Where can we get a daily schedule?
 A. Daily schedules will be provided in the leader handbook and review at the Leader orientation on the first day of camp. Additional schedules (limited quantities) will be located in the entryway of the camp office. Schedules will also be posted in Camp office, Chief's room, and Bob's Bend (Across from Camp directors office).
- Q. Will the trading post be open during camp?
 A. Yes, the trading post will only be open to adult leaders and the boys during specified times during the daily program. On Saturday (departure day) the trading post will be open to the boy and their parents for Camp Royaneh memorabilia. With this schedule the boys will NOT require any money during camp, so please, DO NOT send money (CASH) with the boys. If an adult leader is providing transportation from camp send the money with them. Thank you!
- Q. Can we roast marshmallows and make s'mores at our campsites?
 A. Yes, please remember there are no roasting supplies in camp and it is the responsibility of the adult leaders to provide safe roasting supplies to the boy, (roasting sticks long enough to prevent burns and accidents). The use of poison oak branches can make for a very unpleasant experience. Also, the storage of your goodies can create an attraction for the local wildlife. Please ask the staff members to store your campfire supplies in a safe place. The camp, program, and dining hall directors can assist. Thank you for practicing campfire safety.
- Q. Can we have Unit or Pack campfires during our stay at Camp Royaneh?
 A. Yes, there is one evening during the week that each campsite can host their own camp fire program. This is a great opportunity to practice skits and song for the Camps closing campfire program on Friday evening.
- Q. Can we drive our cars to our Campsites?
 A. No, cars can only be driven into the lower parking area of camp.
- Q. Can family and friends visit camp and attend the closing campfire program provided by the Scouts?
 A. Yes, family and friends are encourage to attend the big show, these



Leader's Guide

Uniforms

The full Scout uniform is very strongly recommended for the evening Retreat Ceremony as is the summer uniform during the day, but it is not required for attendance at camp. Packs are encouraged to set a uniform policy that their Pack can adhere to before camp begins. Many Packs display their pride with Pack shirts or hats. Proper attire is required at all times. Swimsuits, tank tops, muscle shirts, halter tops, etc. are not acceptable at meals.



Leaving Camp

All Packs must check-out before leaving camp on Saturday. If a Scout must leave camp, his parent or guardian must give written permission stating when and with whom the scout is leaving. Leaders who leave camp at any time must inform the Camp Director or the Camp Office and sign out on the Patrol rosters displayed outside the Camp Office.

The Buddy System

Scouts are encouraged to use the Buddy System at all times in camp. Pack leaders should devise a check-in plan so that you can account for your Scouts at all times.



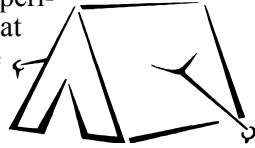


Adventure Camp

Camp Facilities

Your Campsite

Your campsite will be the heart of your Pack's experience at Camp Royaneh. Depending on the site that you have been assigned, you may have patrol-size cabins, 2-person tents, or a combination of the two. The campsite should also contain the following items to make your stay more pleasant:



- A picnic table
- A flag pole
- A bulletin board
- A campfire ring
- Fire tools

Campsite Maintenance

Regular day-to-day cleaning and maintenance of the Patrol Site is the responsibility of the Packs. The campsite should be kept free of litter and other garbage, and the latrine should be cleaned daily. Cleaning supplies, garbage bags, and toilet paper are available from the Camp Office.

If repairs to the Campsite are needed, notify the Camp Office who will dispatch the Ranger to take care of any problems.

Trash Removal

Packs are responsible for bringing garbage to the large Dumpster behind the Dining Hall. It is recommended that this is done daily to keep members of the camp wildlife community from taking the opportunity to scatter this trash throughout your campsite.

Recycling bins are available and their use is encouraged.



Leader's Guide

Johnny Appleseed

The Lord is good to me, and so I thank the Lord,
For giving me the things I need,
The sun and the rain and the apple seed,
The Lord is good to me.
Amen

God Is Great

God is great, God is good
And we thank Him for this food
By His hand we all are fed
Grant us Lord our daily bread
Amen

Thanks Be To God

Thanks be to God, the father almighty,
Thanks be to God, the giver of bread
Thanks be to God, the Spirit eternal
Thanks be to God, forever.

Be Present Grace

Be present at our table, Lord
Be here and everywhere adored
These mercies bless and grant that we
May dwell in paradise with Thee
Amen

Camp Grace

For food and health and happy days
Accept our gratitude and praise
In serving others, Lord may we
Repay our debt of love to Thee
Amen



Adventure Camp

Prayers & Graces

Lord,
 Thank you for this Meal
 Thank you for this Day
 Especially thank you Lord
 For our Camp Royaneh

God Bless this Place with
 Lots of Sun, In hopes
 it will please everyone.
 Amen

(Provided by a Webelos Scout)

Cub Scout Prayer

(Tune: O Tannenbaum)

Lord, in this evening hour I pray
 For strength to do my best each day.
 Draw near to me that I may see
 The kind of Cub Scout I should Be.

In serving other, let me see
 That I am only serving Thee
 Bless me, oh Lord, in Thy great love,
 That I may be a better Cub.

Philmont Grace

For food, for raiment,
 For life, for opportunity,
 For friendship and fellowship,
 We thank thee, O Lord!
 Amen



Leader's Guide

Administration Building

The Administration Building is home to the Camp Office, Chief's Room, Trading Post, Health Lodge, Safety-Deposit Boxes, Mail and Program Office.

Health Lodge

A medical officer directs the well-equipped Health Lodge. Most minor accidents and illnesses are easily handled by the Health Lodge personnel. Below are some guidelines which we would ask your cooperation in following:

- **Reporting Accidents or Illnesses** – All accidents and illnesses should be reported to the Health Lodge personnel; minor cuts not reported become difficult to treat later. For those who should not be moved from the accidents scene, a stretcher and First Aid crew will be dispatched.
- **Night Calls** after 10:00 PM should be restricted to urgent situations.



Banking

Safety-Deposit boxes are available for your Pack's use. We recommend that each Pack acquire a box to keep your valuables. These safe deposit boxes are perfect for keeping watches, cameras, checkbooks, etc. both safe and clean.

Telephone



The Camp Phone is available for Camp Business and Emergencies ONLY. A pay phone is available for outgoing calls. Scouts may use this phone only with an adult present. All calls should be limited to a maximum of ten (10) minutes, Thank You!

Emergency Phone # (707) 632-5291

Fax # (707) 632-5070



Adventure Camp

Camp Email: **None available.**

Mail

Incoming mail may be picked up each day in the Chief's Room by an Adult Leader. Outgoing mail should be placed in the slot in the Administration Building (Camp Office). Mail to Scouts from home should be addressed as follows:



<Scouts Name> & Pack <#>
Camp Royaneh
P.O. Box 39
Cazadero, CA 95421-0039

Chief's Room

This room has been set aside for adult leaders and adult staff members ONLY. Leaders may gather here in the evening for informal meetings and relaxation.



The Order of the Arrow dedicated this room to the late beloved naturalist Uncle Ed Dike who made famous the expression **"Have Fun in the Sun at Camp Royaneh."** It is also an informal museum of Royaneh history, and leaders are encouraged during free time to bring scouts in for a look at the many photos and displays.

Food in Camp Reminder

NO FOOD is to be kept in the campsites. Critters will become your guests and eat your food. If anyone in your Patrol has decided to bring food into camp please contact the Camp and/or Program director to make arrangements for temporary storage. We want to insure the use of your goodies throughout the week. **Thank You!**

Honor Box

A large metal box to the right of the Trading Post with the words "Honor Box" on it is the camp Lost and Found. Place clothing or other items in this box. Any items of value—flash lights, watches, etc. should be turned in to the Camp Office for safekeeping. Make sure scouts have name and address on all of their clothes and equipment.

Religious Services

A "Scouts Own" service is conducted each Saturday morning.



Leader's Guide

Webelos Activity Pin Program

Community	Mental Skills	Outdoor	Physical Skills	Technology
Citizen (2)	Artist	Forester	Aquanaut	Craftsman
Communicator	Scholar	Geologist	Athlete	Engineer
Family Member	Showman	Naturalist	Fitness (1)	Handyman
Readyman (2)	Traveler	Outdoorsman	Sportsman	Scientist

This year we will be working on requirements the following Webelos Activity Pins: **Still in development process... to be updated soon.**



Community

1. Readyman (optional to Aquanaut)
2. Communicator

Outdoor

1. Outdoorsman



Physical Skills

1. Aquanaut



Mental Skills

- 1.
- 2.

Technology

1. Craftsman
2. Scientist



In addition to the Webelos Activity Pins we will be also offering the following Belt loops and Pins.


- | | |
|--------------------------------|------------------------|
| 1. BB Gun Belt loop | BB Gun Pin (optional) |
| 2. Archery Belt loop | Archery Pin (optional) |
| 3. Hiking Belt loop | |
| 4. Swimming Pin (if signed up) | |



Adventure Camp

Camp Program

Each patrol will also have the opportunity to participate in one aspect of the camp-wide program. Patrols will rotate through a variety of tasks, from raising the flag, to saying grace at a meal, to helping keep camp clean. Whichever task they undertake, if they do their best, they will be rewarded.



Campfires

On Monday and Friday nights the whole camp gets together for a massive campfire. The opening campfire on Monday is put on by the staff. On Thursday night each Pack will have the opportunity to go back to their campsites for their own Pack campfire. You may want to bring marshmallows and roasting supplies to use on this special evening.



Friday night is the staff's turn to be entertained as each Patrol helps put on a humdinger of a closing campfire, complete with songs and skits.

Outpost Night

Wednesday night is an outpost night for everyone. Webelos and their leaders will head off for an adventure under the stars.

Please turn in your Outpost signup roster to the Program Director on Tuesday at the Leader's meeting. If there is a need for Webelos to remain in camp, two adult leaders must remain in camp with them and provide their own program. Please provide an outline of your program to the Program Director.



Leader's Guide

Trading Post

Leaders:

The Trading Post will be open for a limited time during free time and after taps each day for Staff and Adult Leaders only. We request adult leaders not purchase food from the Trading Post for the boys. All food items purchased at the Trading Post must be consumed at tables/area in front of the Administration / Director's Office.

Boys:

The Trading Post will be open to the boys during a scheduled time of the daily rotation and for a limited time when free time is scheduled during the week. A final schedule for the boys access to the Trading Post will distributed at the Leader's Orientation meeting at Camp.

Also on Saturday morning, parents are encouraged to stop by the Trading Post with their scouts to purchase any additional items.

Bugle Calls

The camp uses bugle calls to announce various camp-wide events such as meals, assemblies, etc.

The daily bugle calls are as follows:

7:00	AM	Reveille
7:30	AM	Waiter Call
7:45	AM	Morning Colors
11:45	AM	Waiter Call
12:00	PM	Lunch
5:30	PM	Waiter Call
5:45	PM	Retreat (Evening Colors)
9:15	PM	Call to Quarters
9:25	PM	Tattoo (Prepare for Lights Out)
9:30	PM	Taps





Adventure Camp

Health and Safety

Essential Safety Rules

- Personal firearms or ammunition, including Archery equipment, are not allowed in camp.
- **Closed-toed** shoes are required in all areas of camp except the pool deck and should be worn to and from the pool.
- Any kind of flame is not allowed in a tent or cabin at any time.
- Fireworks are prohibited by Sonoma County Law.
- Pets of any kind are not permitted.
- Red flags are used to warn Scouts of potentially dangerous areas, usually around firing ranges.
- Rope-swings are not allowed at Camp Royaneh.

Drugs and Alcohol

The Boy Scouts of America prohibits the use of alcoholic beverages and controlled substances at encampments or activities on property (Camp Royaneh) owned and/or operated by the Boy Scouts of America, or at any activity involving participation of youth members.

Fire Safety

Fires are permitted only in the campfire ring at the pack campsite and never should be left unattended. Proper means of extinguishing fires should be on hand at all times. In case of extreme fire danger, the California Department of Forestry may temporarily suspend our campfire permit.

Fires in camp should be reported directly to the Camp Office so that an alarm may be sounded. A fire drill will take place within your first 24 hours at camp.

Lanterns and other liquid or propane fuel stoves or lanterns are to be operated by adults **ONLY**. Any large quantity of fuel must be stored with the Camp Ranger.



Hazing and Initiations

All forms of hazing, initiations, ridicule, or inappropriate teasing are prohibited and will not be allowed.



Leader's Guide

Adventure Camp Program

The program at Adventure Camp has been carefully designed to blend together the right amounts of fun, learning, and advancement. During the week, first and second year Webelos will have the opportunity to participate in a variety of different activities which will challenge them to do their best.

Every patrol will spend time at each of the program areas: handicraft, swimming, archery, nature, BB-gun, to name a few. While there, they will participate in a program designed specifically for their age. Different activities are centered around our theme for both first and second year Webelos.

Advancement

Integrated into the activities at each of the program areas are opportunities for advancement. Each boy can be proud in knowing that, while at camp, he was able to progress toward his next rank in Cub Scouting.

At the end of the week, a certificate outlining the requirements which were offered during his stay at camp will be picked up by an adult leader. He can then take this back to his Webelos leader for review so his book can be signed.

Free Time

Adventure Camp isn't all work and no play. Each day, there will be a time for Buddy pairs to go back to the activity they enjoyed most or try something new. A few of the opportunities will be free swim, free shoot at the BB-gun and Archery ranges, special craft projects, nature hikes, and more.



Remember:

Have Fun in the Sun at Camp Royaneh.



Adventure Camp

8. **Perseverance:** Sticking with something and not giving up, even if it is difficult.
9. **Positive Attitude:** Being *cheerful* and setting our minds to look for and find the best in all situations.
10. **Resourcefulness:** Using human and other resources to their fullest.
11. **Respect:** Showing regard for the worth of something or someone.
12. **Responsibility:** Fulfilling our duty to God, country, other people, and ourselves.

12 Core Values and the Scout Law

Boy Scouts learn and strive to live by the Scout Law:

A Scout is trustworthy, loyal, helpful, friendly, courteous, kind, obedient, cheerful, thrifty, brave, clean, and reverent.

Core Values

Compassion
 Cooperation
 Courage
 Health and Fitness
 Honesty
 Positive Attitude

Scout Law

Kind
 Helpful
 Brave
 Clean
 Trustworthy
 Cheerful

Many of the core values of Cub Scouting relate directly to the Scout Law:

Character can be defined as the collection of core values possessed by an individual that leads to moral commitment and action.

Character development refers to the processes by which these core values are practiced.

Character is “value in action.”



Leader's Guide

Smoking

Adult leaders who smoke or chew may do so **ONLY** in designated smoking areas and are encouraged to set the proper example by refraining from smoking in the presence of Scouts.

There are 2 designated smoking areas in camp:

- In the area Marked behind the dining hall.
- Within the fire ring in your campsite.



Vehicles

To protect the health and safety of the campers and conserve camp property, camp policy states that personal vehicles cannot be used on the in-camp service roads. Cars must be parked in designated lots. Parking in campsites is not permitted. Vehicles on camp roads are to travel at 15 mph. Also cars **MUST** be backed into parking spaces, then in the event of a fire evacuation, the drivers have a clear view of what's ahead of them.

Key items on national and council policy on transportation:

1. All vehicles transporting Scouts must be operated in accordance with local and state vehicle codes.
2. Vehicles must be inspected and determined to be in good mechanical condition. This is the unit committee's obligation.
3. Drivers must be 21 years of age or older, licensed and insured.
4. Recommended: Travel should be done during daylight hours.
5. No “camper” vehicles or trucks (even covered) may transport Scouts, except in the cab of the vehicle or truck.
6. A seatbelt must be provided for each passenger.





Adventure Camp

The Adult Leader's Role in Camp

Yes, you, the adult leader, are the most important person in camp. You are with your pack 52 weeks of the year and know your Scouts better than anyone else. Our staff's first, and greatest, responsibility is assisting you to accomplish what you came to camp to accomplish.

To make your job easier, we've compiled information on day-to-day camp life and passed on some suggestions which were borrowed from some successful Scoutmasters.

Your Role

Your primary role at camp is to ensure the health and safety of the boys in your Patrol and to make sure that they are getting the most out of their experience. If you follow these guidelines, your week is sure to be a success.

- Be a **registered** leader with the Boy Scouts of America.
- Always make sure there is proper leadership with your patrol.
- Get to know each boy in your patrol.
- If you want a rule enforced, be immediate, consistent and definite.
- If you have a problem with a scout from another patrol, turn it over to his leader.

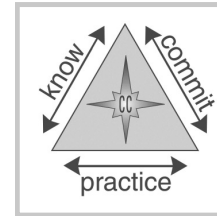
Monitor your scouts:

- Are they eating and sleeping enough?
- Do they have excessive toe cheese?
- Are there any conflicts between Scouts brewing?
- Do they participate in activities?
- **Make sure your boys are drinking liquids; water is provided at every program station.**
- Conduct a personal inspection of each Scout's gear within 24 hours of arriving:
 - Make a mental inventory
 - Hold or label any valuables
 - Fireworks should be turned in for disposal
 - Confiscate weapons or possible weapons (pocketknives) for personal use are prohibited at Adventure Camp
 - Confiscate candy-food found in tents, cabins, and backpacks. If you don't the Critters of Royaneh will!



Leader's Guide

Character Development



Since its origin, the Scouting program has been an educational experience concerned with values. In 1910, the first activities for Scouts were designed to build character, physical fitness, practical skills, and service. These elements were part of the original Cub Scout program and continue to be part of Cub Scouting today.

Character development should extend into every aspect of a boy's life. Character development should also extend into every aspect of Cub Scouting. As Cub Scout leaders we should strive to use Cub Scouting's **12 Core values** throughout all elements of the program-service projects, ceremonies, games, skits, songs, crafts, and all the other activities.

The camp staff demonstrates and delivers the 12 core values through the Scout Oath and Law. These values are reinforced and practiced throughout the week at Webelos Adventure Camp.

Cub Scouting's Twelve Core Values

1. **Citizenship:** Contributing service and showing responsibility to local, state, and national communities.
2. **Compassion:** Being *kind* and considerate, and showing concern for the well-being of others.
3. **Cooperation:** Being *helpful* and working together with others toward a common goal.
4. **Courage:** Being *brave* and doing what is right regardless of our fears, the difficulties, or the consequences.
5. **Faith:** Having inner strength and confidence based on our trust in God.
6. **Health and Fitness:** Being personally committed to keeping our minds and bodies *clean* and fit.
7. **Honesty:** Telling the truth and being *worthy of trust*



Adventure Camp

Patrol yells and songs are very strongly encouraged at lunch and dinner only. Please wait until the bell has sounded before you begin.

Leave all pipes and valves alone.

Programs for Leaders

Roundtables: Join our commissioner staff during your stay for informal discussions and training topics. We cover a variety of subjects that even the experienced Scouter will find helpful and fun.

Training Sessions: A variety of sessions will be available. Listen for announcements at the daily leader's meeting. Times will be posted in the daily schedules.

Youth Protection

Youth protection at camp is an important issue and the San Francisco Bay Area Council (SFBAC) takes it very seriously. In accordance with National Youth Protection Policy we have instituted the following Council policies:

- Adults must maintain two-deep leadership in camp at all times.
- Adults must respect the privacy of youth members.
- Youth and leaders may not share sleeping facilities at any time.
- Leaders should only use the single-stall showers located in each camp.

If private issues between a youth and adult must be dealt with, two adults must be present during the conference, health check or other event. Please see the Camp Administration if you or your pack need assistance in this area. Thank you for your cooperation!

Commissary

The meal plan throughout the week is well balanced providing the adults leaders and Scouts with the essentials of an Adequate Diet. The food is prepared and served family style, allowing everyone to enjoy their meal at the same time. Each patrol must create a waiter duty rosters (in leader book) to support each meal. An adult leader will help facilitate the waiters to insure a successful meal for all the Scouts.

PLEASE NOTE:

If there are any special dietary needs please contact the Camp Administration and/or the Commissary staff for assistance.



Leader's Guide

- Be Discreet:
 - Many minor problems can be handled with a little discretion. For example, checking and taking care of a wet sleeping bag while boys are in program avoids embarrassment. A washer and dryer are available for your use, just contact the Camp or Program directors for additional information.
- In Program Areas:
 - Participate or help, follow the lead of your program instructor and staff. If you stand around and watch, the boys will follow your example.
 - Avoid contradicting the program staff. Save suggestions until the boys are gone and/or bring concerns to the Program Director.

Keeping On Top of Things

Every day is a busy day at Adventure Camp. We use a system of bugle calls (listed earlier) to announce starting times of events, as well as Reveille, Taps, etc.

Meals are at 8:00 AM, 12:00 noon and 6:00 PM. Packs will be dismissed from morning and evening colors to the dining hall, but are responsible for getting themselves there for lunch.

Use the daily program schedules to keep track of when things are going on. Announcements at flag ceremonies as well as the bell board (in front of office) and Chief's room bulletin board are helpful too.

Camp Courtesies

Please remember that quiet hours are observed between Taps and Reveille from 9:30 PM to 7:00 AM.

Please remind your Scouts that other patrols' campsites are off limits unless they are invited.

The main shower house and pool house are very near campsites. Scouts should not be in the shower house after taps. Both facilities have separate rooms for youth and adults.

In the dining hall, remain standing for grace and be sure to seat one leader at each table to ensure order. Waiters should wait for instructions before beginning to clear their table.